

SHEY

— By Ramos&Bassols —





WHAT IS SHEY?

Shey is a collection of modular seats based on an intelligent system which combines various layers by overlapping them. The combination of the different sheets enable lineal growth in progression, addition of accessories, as well as intimate and cosy spaces.

It is a piece of balanced proportions, robust and stable forms. A modular, flexible and reconfigurable, capable of adapting to the changing needs of each space solution.

Amongst its technical characteristics, the PUR finish stands out, in addition to all the upholsteries (leather or fabric), which has made Shey an aseptic product, resistant with a texture that makes cleaning easier.

■ DESCRIPTION

Shey is comprised of two main pieces in its two models. One front part or seat and a rear or backrest. Assembled using a simple but strong metal joining system with black PA trim.


Structure. Both the seat and backrest have a metal internal structure which provides the necessary strength without reducing comfort when seated.

- ① **Foam.** On a metal structure, flexible polyurethane foam 85 kg/m³ is injected. Which means a perfect balance of durability, elasticity and comfort.
- ② **Upholstery.** Available in quality Omega, Melange and Blazer. The Omega and Melange range comes as standard, marking the upholstery made with heat seal technology.
- ③ **End Pieces.** Anti slip finished in black polypropylene.
- ④ **Concatenation system** and attachment of accessories (arms and tables) integrated. Request accessories separately



■ DIMENSIONS

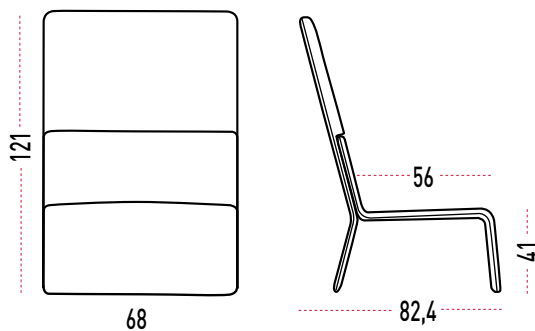
LOW SHEY



Total width: 68 cm
Total height: 74 cm
Total depth: 72 cm

Seat width: 68 cm
Seat height: 41 cm
Seat depth: 56 cm

HIGH SHEY




Total width: 68 cm
Total height: 121 cm
Total depth: 82,4 cm

Seat width: 68 cm
Seat height: 41 cm
Seat depth: 56 cm

■ FINISHES


MELANGE GROUP - M



BLAZER GROUP - B



OMEGA 3D GROUP - G





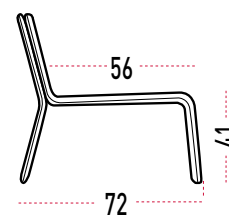
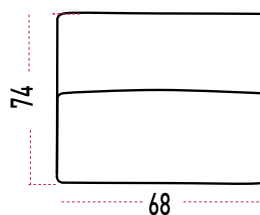
■ DESCRIPTION

Shey is comprised of two main pieces in two variations. One Front part or seat and a rear or backrest. Assembled using a simple but strong metal joining system with black PA trim. Structure. Both the seat and backrest have a metal internal structure which provides the necessary strength without reducing comfort when seated.

- ① **PUR.** On a metal structure injected with polyurethane foam of 270 kg/m3. Perfect balance between durability, elasticity and comfort besides nice texture touch type, resistance to intensive use and easy to clean with mild soap and water.
- ② **End Pieces.** Anti slip finished in black polypropylene.
- ③ **Concatenation system** and attachment of accessories (arms and tables) integrated. Request accessories separately.

■ MEASURES

LOW SHEY

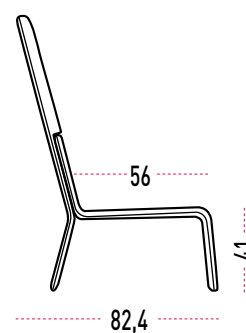
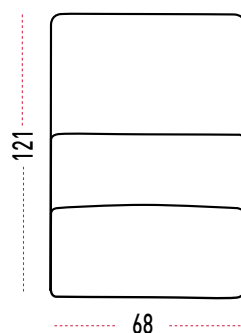


Total width: 68 cm
Total height: 74 cm
Total depth: 72 cm

Seat width: 68 cm
Seat height: 41 cm
Seat depth: 56 cm



HIGH SHEY




Total width: 68 cm
Total height: 121 cm
Total depth: 82,4 cm

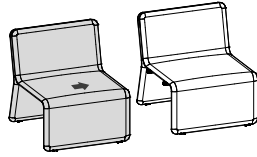
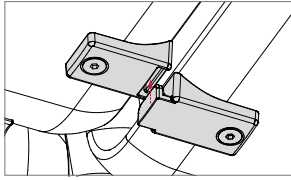
Seat width: 68 cm
Seat height: 41 cm
Seat depth: 56 cm

Actiu, together with leading worldwide manufacturers of materials have developed a PUR with more advanced physical features. The result of this research has led to a material which combines aspects such as density, comfort, durability and lightness efficiently and balanced.

■ FINISHES (PUR)

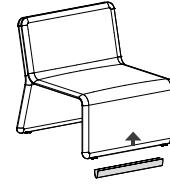


■ JOINT SYSTEM



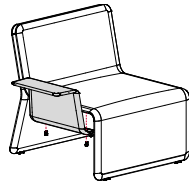
Concatenated union kit for modular configurations
FOR ALL MODELS.

■ PLINTH

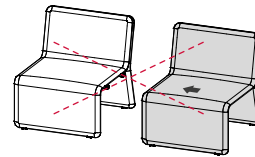


Optional plinth piece made from transparent methacrylate 47.5 cm long, 12.5 cm high and 1 mm thick. **FOR ALL MODELS.**

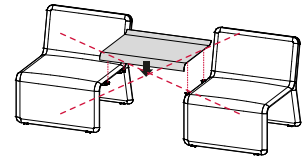
■ SIDE ARM



Optional arm with multi-functional support of great capacity for operative use. Surface support 39,5x15 cm. Same piece for both sides.
FOR ALL MODELS.

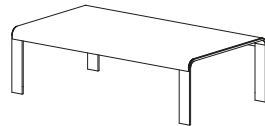


NO arm can be installed between joined modules.

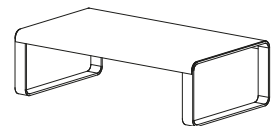


NO arm can be installed between the joining of modules and tables.

■ LOW TABLES

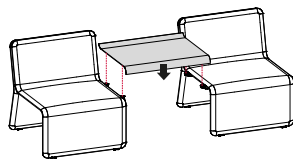


Low table with open structure. Top made of folded 3mm aluminum. Structure made of folded 10mm aluminum. Anti slip sole. Covered in epoxy paint finished in black or white. Dimensions 120x66x36,3 cm.



Centre table with closed structure. Top made of folded 3mm aluminum. Structure made of folded 10 mm aluminum. Anti slip sole. Covered in epoxy paint finished in black or white. Dimensions 120x66x36,3 cm.

■ PROGRESSIVE TABLE



Progressive table made of folded aluminum 3mm . Finished in white or black epoxy paint color. Dimensions 35x56 cm and 68x56 cm.