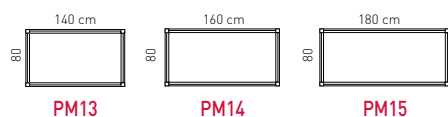


# PRISMA

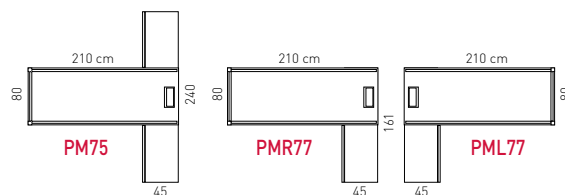
— By Sylvain Carlet & —  
Isern Serra



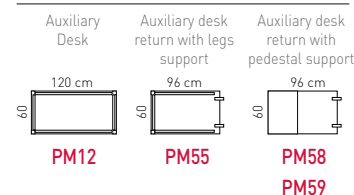
## STRAIGHT DESKS - 80cm WIDTH



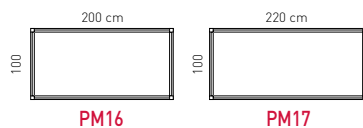
## DESKS WITH CREDENZA SUPPORT



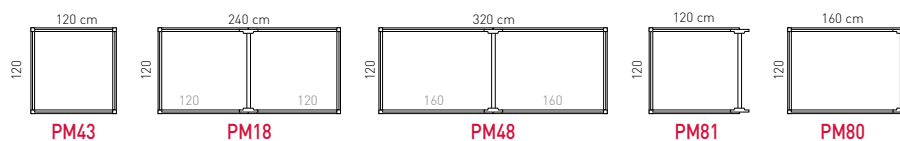
## AUXILIARY DESKS AND RETURNS



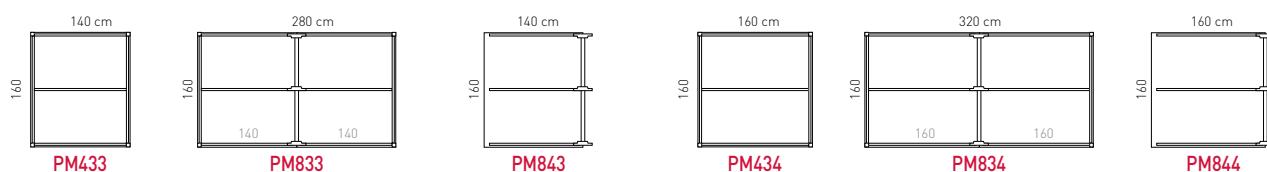
## STRAIGHT DESKS - 100cm WIDTH



## STRAIGHT DESKS - 120cm WIDTH



## DOUBLE DESKS AND MIDDLE EXTENSIONS - 160cm WIDTH



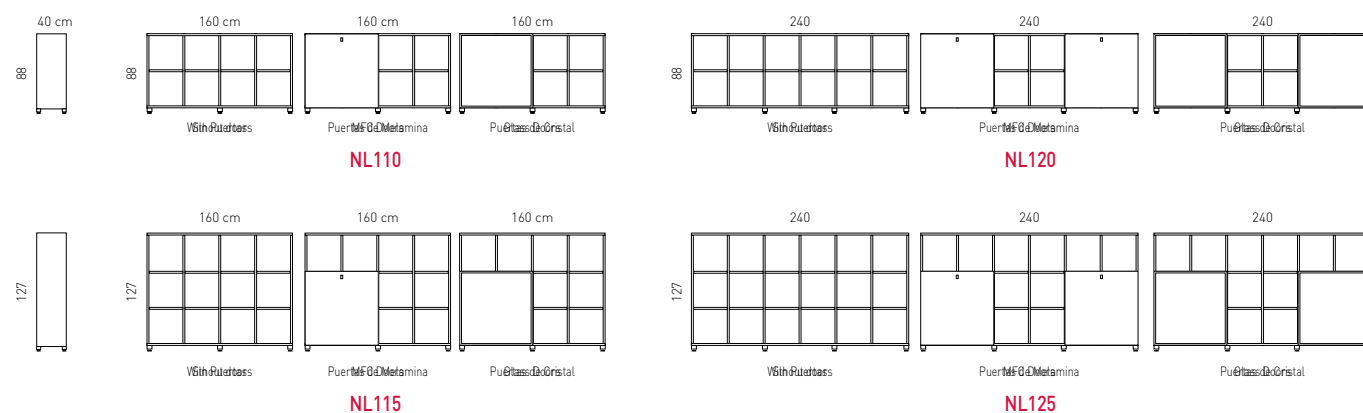
## MEETING DESKS - 100 cm HEIGHT



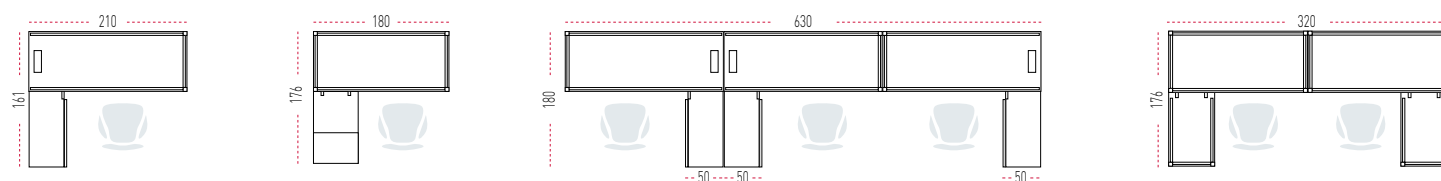
## PRISMA STORAGES



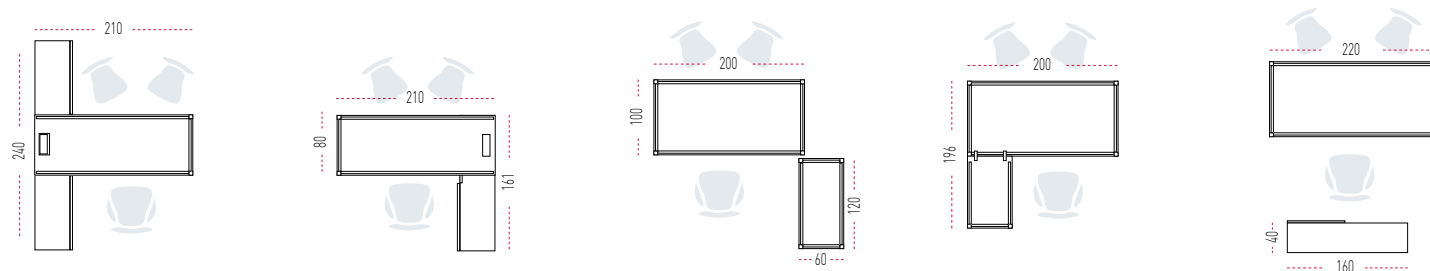
## CUBIC STORAGES



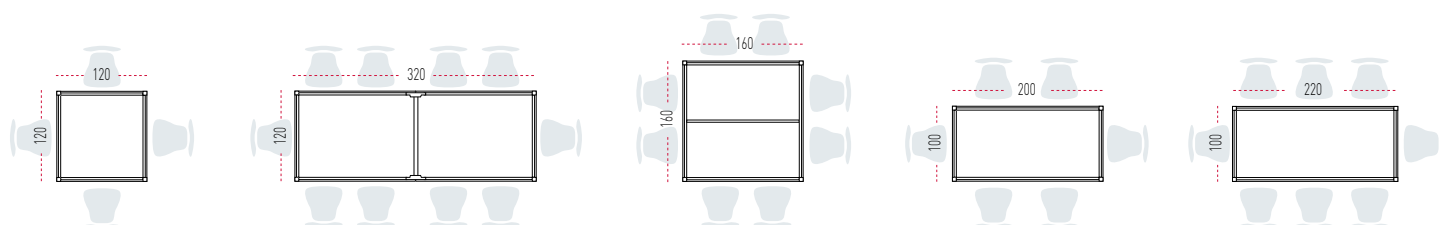
Use with individual operative desks



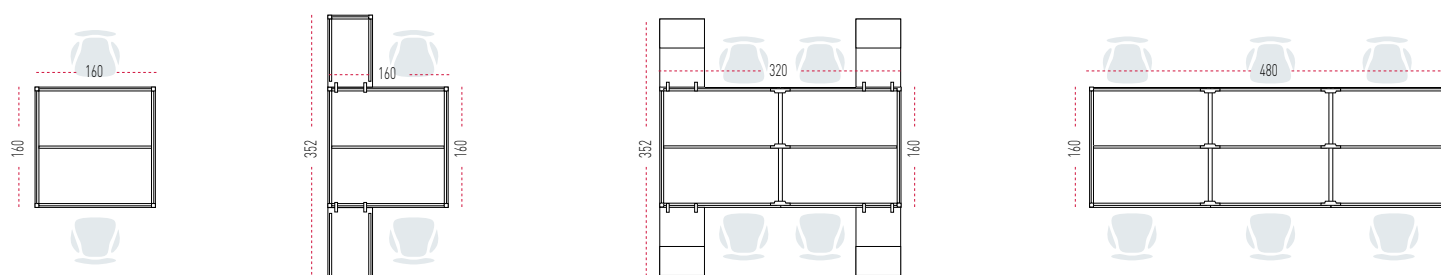
Use with management desks



Use with meeting desks



Use with twin, four workstations and middle extension desks





- ① Table surface made out of Melamine with a 50mm ABS plastic edge.
- ② 50x50cm metal legs with an easy-joining system. Metal internal structure made out of 30x30mm steel piping.
- ③ Leveler has an anti-skid pad made of ABS.
- ④ Height adjustable cable channel in twin desks. Housed underneath worktop.
- ⑤ Upholstered desk-mounted screens with sound-proofing materials fixed to the table work-top. Available in "T", "M" and "F" fabric ranges.
- ⑥ Recessed leg, covered by metal cable riser.
- ⑦ "T"-type Push Latch cable access.

## ■ COMBINATION OF FINISHES



Surface: WHITE  
Leg: WHITE  
Fixed cap: WHITE  
Leveller: BLACK



Surface: WHITE  
Leg: BLACK  
Fixed cap: BLACK  
Leveller: BLACK



Surface: WHITE  
Leg: LIME OAK  
Fixed cap: LIME OAK  
Leveller: BLACK



Surface: LIME OAK  
Leg: LIME OAK  
Fixed cap: LIME OAK  
Leveller: BLACK



Surface: CHESNUT  
Leg: CHESNUT  
Fixed cap: BLACK  
Leveller: BLACK



Surface: DARK OAK  
Leg: DARK OAK  
Fixed cap: BLACK  
Leveller: BLACK



Surface: DARK OAK  
Leg: CHROME  
Fixed cap: BLACK  
Leveller: BLACK

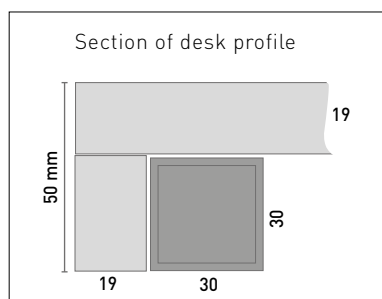



## ■ TOP

Table tops manufactured from 19 mm chipboard and the lower structure from steel. Desk thickness 50 mm manufactured with a 19 mm perimeter mould with a rounded edge made of ABS 2 mm thick, highly durable and recyclable.

Structure of leg **section 50 x 50 mm** manufactured from a hot rolled steel profile and 1,5 mm thick edging, finished with epoxy paint in **white, black, aluminized RAL 9006, imitation wood and chrome**.

**Structure of surface from section 30 x 30 mm** manufactured from a hot rolled steel profile and 2 mm thick edging, finished in **black and white**.

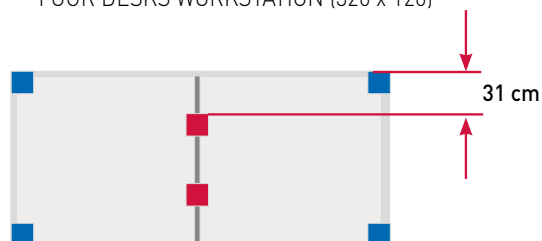


## ■ RECESSED LEGS

Straight desks width of 160 and 120 cm with progression and recessed central legs placed at the edge of the desk to carry out operative configurations, including four or more work positions or meeting tables, facilitating mobility. Recessed legs 40 cm on desks of 160 cm and 21 cm on desks of 120 cm

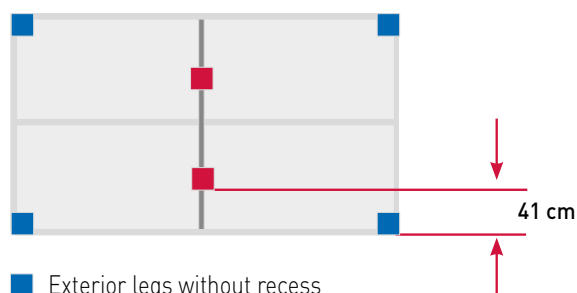


FOUR DESKS WORKSTATION (320 x 120)



- Exterior legs without recess
- Intermediate legs with recess

FOUR DESKS WORKSTATION (320 x 160)



- Exterior legs without recess
- Intermediate legs with recess

## ■ SUPPORTS

The legs provide with:

- A leveller injected with ABS and with anti slip soles.

Levellers  
Total height: 74 cm.



Lime Oak Structure



White Structure



Black Structure



Chesnut Structure



Dark Oak Structure



Chromed Structure

## ■ DESK RETURNS



- MFC credenza unit available in different finishes.
- Soft closing system sliding doors with an extruded aluminium profile.
- Unit available in two sizes: 160 cm and 240cm length, 45 cm width and 69 cm height.
- Height adjustable shelf.
- Integrated cable management.
- Metal legs with injected ABS plastic and an anti-skid pad.

## ■ DESK RETURNS



Prisma has its own return system to create more functional spaces. The returns are fixed to the desk to give strength and provide an operative solution.

Return supported on a desk-height pedestal. It is available in two options: two drawers and one file drawer or 4 drawers. It includes lock.

## ■ STRUCTURAL DIVIDERS

Prisma has its own screen System which is fixed to the desk worktop, providing great stability and an aesthetic appearance. Totally upholstered, with an aluminium profile or 3rd level tool rail, sound proof, glass, polystyrene or methacrylate, the new screens offer a number of possibilities.



## ■ ELECTRIFICATION CHANNELS

An integrated electrification system that allows effective management of wiring and facilitates the installation. It has a large metal tray, underneath the worktop, accessible throughout an aluminium flip up access.



Steel metal channel 0,8 mm to 1 mm thick, lower than the large capacity for double desks. Two models:

- Fixed height
- Height adjustment (three positions)



Steel metal channel 0,7 mm to 1 mm thick for individual desk.



Flip-up cable access "M"



Flip-up cable access "T"

## ■ OPTIONAL ACCESSORIES

Prisma accessories are fixed underneath the worktop. Prisma comes with modesty panels, CPU holders, screens...



CPU holder of 25-30 x 49 cm and 1,5 mm thick



Modesty panel



## MATERIALS

Maximum use of materials to eliminate and minimize scraps. Use of recyclable and recycled materials in those components that do not affect the functionality and durability.

**HIGH%**  
RECYCLED  
MATERIALS



## PRODUCTION

Maximum optimization of energy use. Minimal environmental impact. Last generation technological systems. Zero discharge of wastewater. No VOC coatings. Processes free of heavy metals, phosphates, OC and COD.

**100%**  
RECYCLABLE  
ALUMINIUM, STEEL  
& WOOD



## TRANSPORT

Detachable systems. Volumes that facilitate the optimization of space. Maximum reduction of energy consumption by transport.

**100%**  
RECYCLABLE  
PACKAGE AND THINNER  
FREE



## USE

Quality and warranty. Long lasting. Replacements available.

**EASY**  
TO CLEAN  
AND MAINTAIN



## DISPOSAL

Waste reduction. Supplier-manufacturer packaging reuse system. Components are easy to be separated. Inks in packaging are water-based, without solvents.

**HIGH%**  
RECYCLABLE  
MATERIALS

## CERTIFICATES AND REFERENCES

The different programmes get points in different environmental categories to get the LEED certificate (sustainability, material and resources, water, energy and atmosphere, inner environment quality, innovation and design).



**ACTIU TECHNOLOGY PARK**  
LEED® PLATINUM certified by USGBC  
Leadership in Energy & Environmental Design  
LEED® Gold certified 2011 - LEED® Platinum certified 2017

## STANDARDS

**PRISMA** has passed tests done in our technical department as well as the tests done in **AIDIMA** the Technological Institute for furniture. The tests correspond to UNE standards and office desks:

- **UNE: EN 527-1:2011.** Office Furniture. Desks. **Part 1:** Dimensions.
- **UNE: EN 527-2:2003.** Office Furniture. Desks. **Part 2:** Mechanical security requirements.
- **UNE: EN 527-3:2003.** Office Furniture. Desks. **Part 3:** Test to determine stability and structure resistance.
- **UNE: EN 15372:08.** Office Furniture. Strength, durability and safety. Requirements for domestic use desks. Office Furniture. Desks. **Part 2:** Strength, durability and safety.
- **UNE: EN 1730:13.** Furniture. Tables. Test methods for the determination of stability, strength and durability.
- **UNE: EN14073-2:05.** Office furniture. Tables and desks and storage furniture. Safety requirements.
- **UNE: EN 14073-3:05.** Office furniture. Tables and desks and storage furniture. Test methods for the determination of stability and strength of the structure.
- **UNE: EN 14074:05.** Office furniture. Tables and desks and storage furniture. Test methods for the determination of strength and durability of moving parts.



TABLE OF FINISHES

Below is a table for a quick orientation of the different finishes and colours that are offered in this program, along with a brief description of the technical characteristics of each finish:

How to request a product:

To place an order for a product, the reference will be complemented with a surface finish code, replacing the two hypens with the desired finish. The available finishes are reflected in the price list.

Ex: PM14100-- 160x80 cm Prisma Desk - White Structure - White surface --> PM1410000

LEGS	EDGE	SURFACE				
		WHITE	LIME OAK	CHESNUT	DARK OAK	
WHITE	WHITE	00				
BLACK	WHITE	00				
LIME OAK	LIME OAK	00	11			
DARK OAK	DARK OAK				14	
CHESNUT	CHESNUT			07		
CHROMED	DARK OAK				14	

Melamine

Coated melamine of 90 and 120 grs/m, on a table top of elaborated particles, PEFC certified 19 mm thick. With high durability and 100 % recyclable.



Surface: WHITE  
Leg: WHITE  
Fixed cap: WHITE  
Leveller: BLACK



Surface: WHITE  
Leg: BLACK  
Fixed cap: BLACK  
Leveller: BLACK



Surface: WHITE  
Leg: LIME OAK  
Fixed cap: LIME OAK  
Leveller: BLACK



Surface: LIME OAK  
Leg: LIME OAK  
Fixed cap: LIME OAK  
Leveller: BLACK



Surface: CHESNUT  
Leg: CHESNUT  
Fixed cap: BLACK  
Leveller: BLACK



Surface: DARK OAK  
Leg: DARK OAK  
Fixed cap: BLACK  
Leveller: BLACK



Surface: DARK OAK  
Leg: CHROME  
Fixed cap: BLACK  
Leveller: BLACK

## TABLE OF FINISHES

Below is a table for a quick orientation of the different finishes and colours that are offered in this program:

### ■ DESKS

SURFACE + DESK EDGE		WHITE			LIME OAK	CHESNUT	DARK OAK	
STRUCTURE		WHITE	BLACK	LIME OAK	LIME OAK	CHESNUT	DARK OAK	CHROMED
STRAIGHT DESKS	Straight with Castors: 70x70 cm							
	Straight: 160x80 cm							
	Straight: 180x80 cm							
	Straight: 200x100 cm							
	Straight: 220x100 cm							
	Straight: 160x80 cm							
	Straight: 120x120 cm							
	Straight: 320x120 cm							
	With double credenza support: 210x80 cm							
	With isingle credenza support: 210x80 cm							
TWIN DESKS AND MIDDLE EXTENSIONS	Twin - 140x160 cm							
	Four workstations - 280x160 cm							
	Twin middle extension - 140x160 cm							
	Twin - 160x160 cm							
	Four workstations - 320x160 cm							
	Twin middle extension - 160x160 cm							
AUXILIARY DESK AND RETURNS	Auxiliary Return - 96x60 cm							
	Auxiliary return with pedestal support - 96x60 cm							
	Auxiliary desk - 120x60 cm							

### ■ AUXILIARY CREDENZAS

FINISHES		WHITE	LIME OAK	CHESNUT	DARK OAK
AUXILIARY CREDENZAS	Double credenza: H70 x L240 x P50 cm				
	Single Credenza: H70 x L161 x P50 cm				
	Doors for Auxiliary credenzas				
	Single credenza: H61 x L140 x P50 cm				